

# Physical Appearance Activity

## Objective

The purpose of this activity is to create awareness of our tendency to make snap judgements based on physical traits that are not connected in anyway to our judgements or assumptions.

## Teacher Instructions:

### Step One: Complete the worksheet, Individual reflection

1. Print & handout worksheets (we suggest printing in preparation for the lesson). Time the worksheet (suggest 1-3 minutes depending on grade).
2. Instruct your students to look at each pair of images and answer the questions below.
3. Encourage students to base their answers on their first impressions, not to overthink their answers. (This defeats the purpose of the activity).

### Step Two: Share thoughts & ideas, group reflection

4. Guide a discussion with your class about their responses.


## Suggested Discussion Questions:

1. Go through the responses together as a class. For those who want to share their answers, ask for a show of hands who answered which way. For each set of images, have a student think of an alternate scenario where the less stereotypical response is true. (For example, if most students selected the Black man to be on their basketball team, consider that the Black man is actually in a wheelchair, and the white man has a full scholarship to a highly ranked college basketball team.)
2. What characteristics of the people in the photos did you notice first? Were they the same or different for different pairs of photos?
3. Did these characteristics affect your judgement? Why or why not?
4. If any of your answers suggest cultural bias, (which is natural) can you think of where this thought process came from?
5. Consider whether or not your parents would answer the same way as you did. Explain your answer.

**Hot Tip:** Our discussion questions are just suggestions. We encourage you to listen to your students and let the conversation flow, or come up with your own questions! Try to keep your discussion time between 5-10 minutes so you can get back to the lesson!

## Copy of Student Activity Sheet

Complete the questions beneath each set of images. You have a limited amount of time to complete the questions. Answer with the first response that enters your mind.



**What character trait did you notice first?**

Image 1. a) \_\_\_\_\_ Image 1. b) \_\_\_\_\_

**Which person is more likely to be hired as a nurse?**



**What character trait did you notice first?**

Image 2. a) \_\_\_\_\_ Image 2. b) \_\_\_\_\_

**Which person is more likely to be stopped by the police without reason?**


# Copy of Student Activity Sheet



**What character trait did you notice first?**

Image 3. a) \_\_\_\_\_ Image 3. b) \_\_\_\_\_

**Which person is more likely to be elected (or reelected) Prime Minister?**



**What character trait did you notice first?**

Image 4. a) \_\_\_\_\_ Image 4. b) \_\_\_\_\_

**Which person is more likely to be an awesome basketball player?**



## Copy of Student Activity Sheet

Complete the questions beneath each set of images. You have a limited amount of time to complete the questions. Answer with the first response that enters your mind.




Image 5. a)




Image 5. b)

**What character trait did you notice first?**

Image 5.a) \_\_\_\_\_ Image 5.b) \_\_\_\_\_

**Which person is more likely to be student president?**




Image 6. a)



Image 6. b)

**What character trait did you notice first?**

Image 6.a) \_\_\_\_\_ Image 6.b) \_\_\_\_\_

**Which person is more likely to be hired by a tech firm?**